



Market Cycle Timing Blueprint

How to Master Bitcoin's Market Cycles & Time Your Trades



TABLE OF CONTENTS

- Introduction to Market Cycles
- Bitcoin's Market Cycle Explained
- The Four Phases of a Market Cycle
- How to Identify Market Tops & Bottoms
- The Role of Bitcoin Halvings in Cycles
- Market Psychology & Investor Sentiment
- Strategies for Each Cycle Phase
- Risk Management & Exit Strategies
- Tools & Resources for Market Timing
- Final Thoughts & Next Steps

Introduction:

Understanding Market Cycles in Crypto Investing

All markets, including cryptocurrency, follow predictable cycles. Understanding these cycles is critical for anyone looking to invest in crypto wisely. If you can grasp the rhythm of the market and time your entries and exits well, you can significantly enhance your chances of success.

In this guide, you'll learn how to recognize market cycles, identify the ideal times to buy and sell, and use these cycles to make better investment decisions.

How Bitcoin's 4-Year Cycle Impacts the Entire Crypto Market

Bitcoin, the first and most dominant cryptocurrency, has a cycle that lasts approximately four years. This cycle is primarily influenced by the **halving event**, which occurs every four years and reduces the reward miners get for validating transactions by half. This event has profound effects on the market because it:

- **Reduces Supply:** By decreasing the rate of new Bitcoin entering the market, the halving reduces supply, which often leads to increased scarcity.
- **Increases Demand:** As fewer new coins are mined, demand tends to push prices up, especially as the market realizes that fewer Bitcoins will be available for purchase.
- **Historical Price Movement:** The Bitcoin halving historically leads to a bullish run post-event. Around 12-18 months after the halving, Bitcoin typically experiences a significant price increase, which tends to ripple through the entire cryptocurrency market, as other altcoins follow suit.

By paying attention to the timing of Bitcoin's halving, you can position yourself ahead of major bull runs, buying at lower prices and capitalizing when prices surge.

How to Identify Market Tops and Bottoms

One of the most crucial aspects of understanding crypto market cycles is learning how to spot the top and bottom of these cycles.

- **Market Bottoms:** These are periods of low sentiment and reduced prices, often after a major correction or bear market. Key signs of a market bottom include:
 - **Falling trading volumes:** Fewer people are trading as market interest wanes.
 - **Fear and uncertainty:** News outlets often highlight the negatives of the crypto space, and investors panic, creating a perfect buying opportunity.
 - **Accumulation phase:** Smart investors quietly accumulate assets during these times, preparing for the next upward cycle.
- By purchasing during a market bottom, you secure your position at lower prices, setting yourself up for significant gains when the next cycle begins.
- **Market Tops:** A market top occurs when prices reach their peak, and there's widespread euphoria around the market. You can spot a market top through:
 - **Rising trading volumes:** An influx of new investors causes a surge in activity.
 - **Hype and media attention:** Stories about making huge profits in crypto circulate, and everyone jumps into the market, leading to inflated prices.
 - **Overbought conditions:** Indicators like the Relative Strength Index (RSI) suggest the market is in overbought territory.
- It's crucial to recognize the top and exit the market before the inevitable correction. Selling during a market top allows you to lock in profits before prices drop back down.

How to Use Cycles for Planning Entry and Exit Strategies

Successful crypto investors understand the importance of timing. By recognizing the cycle stages—accumulation, expansion, distribution, and contraction—you can make more informed decisions about when to buy and sell.

1. **Identify the Cycle:** Look at the historical trends of Bitcoin and the broader market. Once you identify where the market is in its cycle, you can predict the general direction and time your investments accordingly.
2. **Enter at the Bottom (Accumulation):** The ideal time to enter the market is during the accumulation phase, when prices are low, and sentiment is negative. This is when you should invest, setting yourself up for potential gains as the market moves into the expansion phase.

3. **Ride the Expansion (Growth Phase):** As the market moves into the growth phase, watch for signals like increased volume, positive news, and an uptrend. This is when you can hold your investments and see your portfolio grow in value.
 4. **Sell During the Peak (Distribution):** During the peak, when sentiment is overly optimistic and prices are inflated, consider taking profits. You may not want to sell everything, but you should gradually reduce your exposure to avoid a loss when the market contracts.
 5. **Prepare for the Next Cycle:** Once the market contracts and prices begin to drop, it's time to wait for the next accumulation phase to enter again.
-

DByrd Method Integration: Maximize Your Profits

The DByrd Method focuses on investing based on market cycles, specifically timing your buys and sells to maximize returns. Here's how you can integrate this strategy into your investing approach:

- **Buying Before Major Exchange Listings:** Many tokens experience a significant price increase when they get listed on major exchanges. The DByrd Method suggests purchasing these tokens before they're listed, during their quiet pre-listing phase. This allows you to buy at lower prices before the inevitable surge in demand.
- **Selling During Bull Runs:** According to the DByrd Method, the best time to sell is during the peak of a bull run, when prices are inflated, and the market sentiment is overly optimistic. This allows you to capitalize on the high demand and exit before the market corrects.

By following these strategies, you can avoid emotional decisions driven by market hype and instead make calculated moves based on the timing of market cycles. With this approach, you'll be well-positioned to make smarter investment decisions in the ever-changing crypto landscape.

Conclusion

Understanding and leveraging market cycles is crucial to becoming a successful crypto investor. By studying Bitcoin's four-year cycle, recognizing market tops and bottoms, and timing your entries and exits, you can significantly improve your investment strategy. The DByrd Method provides an added layer of insight by

focusing on critical market moments, such as major exchange listings and the peak of bull runs. Stay informed, watch for market signals, and make data-driven decisions to maximize your potential in the crypto market.

Bitcoin's Market Cycle Explained

Why Bitcoin Follows a Predictable Cycle

Unlike traditional assets like stocks or real estate, Bitcoin operates in a unique way. Its price movements are largely influenced by its fixed supply and the scheduled halving events that occur every four years. This predictability sets Bitcoin apart from other investment vehicles and makes its market cycles easier to forecast.

Bitcoin's cycles are influenced by a combination of **supply and demand**, the **behavior of miners**, and **external factors like adoption and regulatory changes**.

Understanding these cycles can help investors time their buys and sells with greater accuracy, maximizing profits and minimizing losses.

The Fixed Supply and Halving Events

Bitcoin operates under a set rule—there will only ever be **21 million Bitcoins** in existence. This fixed supply makes Bitcoin different from traditional currencies, which can be printed at will by central banks. As a result, Bitcoin is considered a **deflationary asset**, meaning that over time, its value is expected to increase due to the scarcity of supply.

The key driver behind Bitcoin's predictable cycles is the **Bitcoin halving event**. This occurs approximately every four years, reducing the reward that miners receive for validating transactions on the Bitcoin network by half. As the supply of new Bitcoins entering the market decreases, this drives the **scarcity effect**, often pushing prices upward.

Each halving event is followed by a **bullish market cycle**, where Bitcoin's price tends to rise substantially. This cyclical behavior has been observed repeatedly in Bitcoin's history and plays a crucial role in determining its price trajectory.

Historical Bitcoin Cycles

Bitcoin has gone through multiple cycles, each driven by its halving events. Let's take a look at Bitcoin's major historical cycles:

1. 2013-2017 Cycle:

- **Key Event:** Bitcoin's **first halving** occurred in November 2012, reducing the mining reward from 50 BTC to 25 BTC.
- **Market Peak:** Bitcoin reached its **all-time high** of approximately **\$20,000** in December 2017. This was followed by a major correction and a prolonged bear market that lasted into 2018.

2. 2017-2021 Cycle:

- **Key Event:** The **second halving** occurred in July 2016, reducing the mining reward from 25 BTC to 12.5 BTC.
- **Market Peak:** In **November 2021**, Bitcoin surged to its **second all-time high** of approximately **\$69,000**.
- The 2017-2021 cycle is a classic example of how Bitcoin's price tends to increase substantially after a halving, reaching new highs before undergoing corrections.

3. 2021-Present Cycle:

- **Key Event:** The **third halving** occurred in May 2020, reducing the reward to 6.25 BTC.
- **Current Cycle:** As of 2025, Bitcoin's next peak is expected to occur between **2025 and 2026**. Market conditions and the behavior of institutional investors, governments, and other large entities will play a major role in determining how high the next cycle can reach.

Why Bitcoin's Cycles Are So Predictable

Bitcoin's market cycles are largely driven by its **fixed supply** and the **mechanism of halvings**. When halving events occur, they create a natural scarcity effect. Fewer new Bitcoins are introduced into the market, increasing demand and raising prices.

These cycles are further impacted by investor psychology and **market sentiment**. During the bull runs following halving events, new investors flood into the market, driving prices higher. However, once a peak is reached, **profit-taking** begins, and the market enters a correction phase. These cycles repeat themselves, making Bitcoin's price movements relatively predictable, especially in the context of long-term trends.

How Bitcoin's Predictability Affects Altcoins

Most **altcoins**, which are alternative cryptocurrencies to Bitcoin, tend to **follow Bitcoin's market cycle**. Bitcoin, being the largest cryptocurrency by market capitalization, heavily influences the price movements of smaller altcoins. When Bitcoin experiences a significant price surge, many altcoins follow suit, often reaching their own peaks after Bitcoin's momentum shifts.

Understanding Bitcoin's cycles is essential for **predicting altcoin pumps**, as many altcoins experience price increases **following Bitcoin's market movements**. This is particularly true when Bitcoin goes through bullish phases—altcoins often see a delayed effect, catching the tailwinds of Bitcoin's upward trend. Therefore, knowing when Bitcoin is likely to peak and when to exit the market can help you make better decisions with altcoin investments.

DBYrd Method Tip: Using Bitcoin's Market Cycles for Altcoin Predictions

The **DBYrd Method** integrates the concept of Bitcoin's predictable cycles for smarter altcoin trading strategies. Here's how you can apply it:

- **Track Bitcoin's Halvings:** Since Bitcoin's price tends to rise after each halving, timing your altcoin investments around these events can offer significant advantages.
- **Buy Altcoins During Bitcoin's Accumulation Phases:** When Bitcoin is in a correction or accumulation phase (typically before a halving), consider investing in altcoins, as they are more likely to see price growth when Bitcoin begins its bull run.
- **Sell Altcoins During Bitcoin's Peak:** Since altcoins tend to follow Bitcoin's price movements, you can sell your altcoins when Bitcoin hits its peak and is likely to start a correction. This will help you avoid getting caught in the downturn.

By understanding and applying Bitcoin's predictable cycles, you can improve your strategy for entering and exiting altcoin positions, maximizing your profit potential.

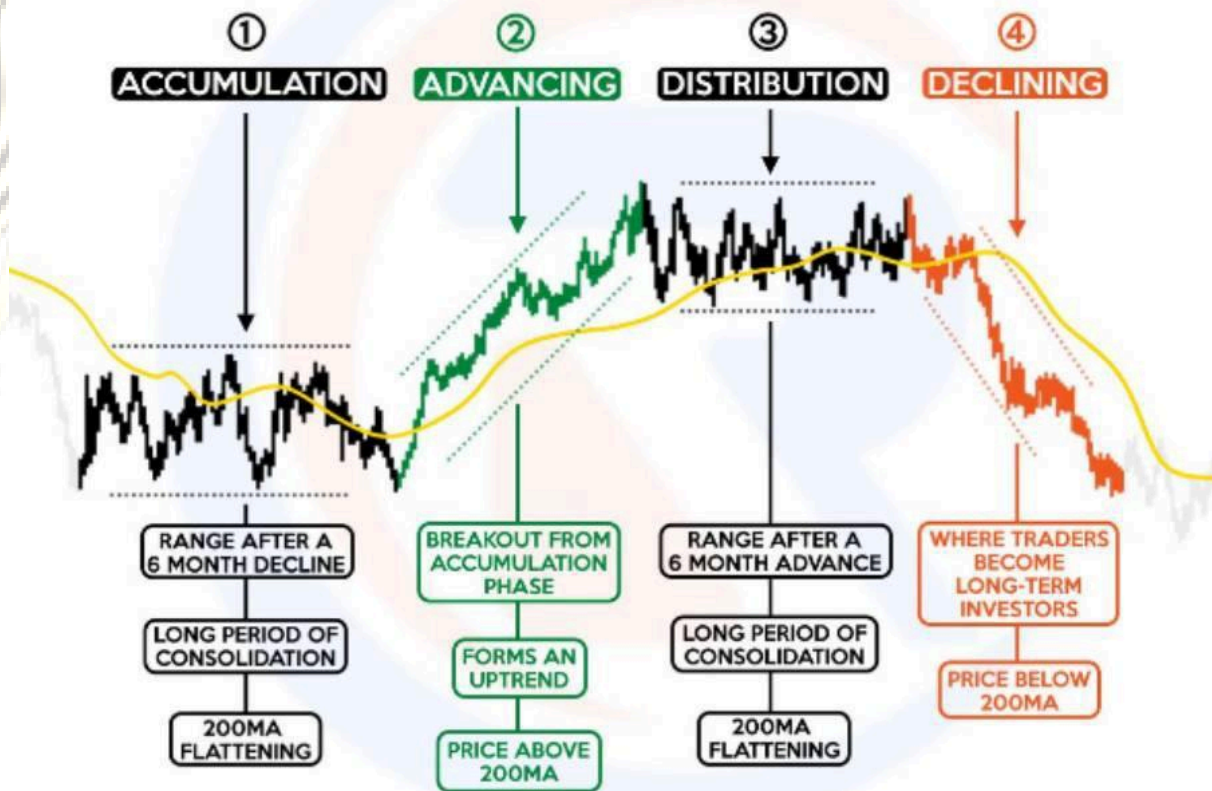
Conclusion

Bitcoin's market cycles are highly predictable due to its fixed supply and scheduled halving events. By studying these cycles and their impact on Bitcoin's price, investors can time their entry and exit points more effectively. Furthermore, because altcoins often follow Bitcoin's market movements, understanding Bitcoin's cycles is crucial for altcoin trading as well. The **DBYrd Method** takes this knowledge a step further by providing strategies for timing altcoin investments based on Bitcoin's halving cycle and market phases.

With this understanding, you can confidently navigate the cryptocurrency market and make well-informed decisions that align with the market's natural rhythm.

FOUR MARKET PHASES

EVERY TRADER MUST KNOW



The Four Phases of a Market Cycle

Understanding the Four Phases of a Crypto Market Cycle

The cryptocurrency market follows a predictable pattern, often broken down into four distinct phases: **Accumulation**, **Expansion**, **Distribution**, and **Decline**. Each phase presents different opportunities and risks for investors. Understanding these phases helps you time your investments more effectively, avoid emotional decisions, and make strategic moves.

In this guide, we'll break down each of the four phases, offering insights on how to navigate them and use the **DByrd Method** to maximize your profits.

Phase 1: Accumulation (Bear Market Bottom)

The **accumulation phase** represents the bottom of the bear market, where prices have dropped significantly, and sentiment is negative. During this phase, smart investors begin buying assets at a low price, positioning themselves for future gains.

- **Characteristics of the Accumulation Phase:**
 - **Low Prices:** Prices are typically at their lowest during this phase, offering the opportunity to buy undervalued assets.
 - **Little Retail Interest:** Most retail investors are fearful, avoiding the market or selling at a loss. As a result, there's little interest from the general public.
 - **Smart Money Entry:** Institutional investors and experienced traders who understand the cyclical nature of the market are usually the primary buyers, accumulating assets for the next bull run.
 - **DByrd Method Tip for Accumulation:**
 - This is the best time to position yourself by buying undervalued assets before the market begins to recover. Use the DByrd Method to identify assets with strong potential for growth in the next cycle.
 - **Tip:** Look for signs of accumulation, such as price stabilization and reduced volatility. This signals that the market is ready to shift from bearish to bullish.
-

Phase 2: Expansion (Early Bull Market)

The **expansion phase** marks the beginning of the bull market. During this period, prices begin to rise, and market sentiment starts shifting toward optimism.

- **Characteristics of the Expansion Phase:**
 - **Price Rise:** Bitcoin and altcoins start rising as demand picks up and retail investors begin to notice the market's positive momentum.
 - **Media Coverage:** News outlets and crypto influencers begin reporting positively about the market, generating more interest among the public. This often leads to an influx of new retail investors.
 - **Positioning in Strong Altcoins:** This is a good time to start buying strong altcoins that show promise of outperforming the market. Altcoins often follow Bitcoin's lead but can experience larger gains during this phase.
 - **DByrd Method Tip for Expansion:**
 - The DByrd Method recommends starting to position yourself in **strong altcoins** during this phase. Look for altcoins with solid fundamentals, upcoming developments, or exchange listings.
 - **Tip:** Timing is critical. As the market expands, continue to monitor news and indicators for early signs of a trend shift.
-

Phase 3: Distribution (Market Peak/Euphoria)

The **distribution phase** is the market peak, where euphoria reaches its highest point. This phase is characterized by the **fear of missing out (FOMO)** and widespread media attention. While this may seem like a good time to buy for some, it's actually the phase where smart investors start to take profits.

- **Characteristics of the Distribution Phase:**
 - **Retail FOMO at Its Peak:** Retail investors, driven by fear of missing out, flood into the market, pushing prices even higher.
 - **Crypto Influencers and Celebrities:** Crypto influencers and celebrities promote coins, often with exaggerated claims of future gains. This drives speculation and inflates prices.
 - **Profit-Taking:** Smart investors begin to take profits, selling off their holdings as prices rise to unsustainable levels. This phase marks the beginning of the transition from a bull market to a bear market.
 - **DByrd Method Tip for Distribution:**
 - **Exit Positions Before Retail FOMO Peaks:** Don't wait for "one last pump." The DByrd Method emphasizes the importance of exiting before retail FOMO takes hold. Once you see mainstream media hype and celebrity endorsements, it's often a sign that the peak is near.
 - **Tip:** Set exit strategies and sell gradually as the market peaks. This allows you to secure profits without waiting for the market to turn against you.
-

Phase 4: Decline (Bear Market Begins)

The **decline phase** marks the start of the bear market. During this phase, prices drop rapidly, and market sentiment shifts from euphoria to fear. Investors who entered during the distribution phase may panic and begin selling their positions, exacerbating the market downturn.

- **Characteristics of the Decline Phase:**
 - **Rapid Price Drop:** As selling pressure increases, prices fall sharply.
 - **Fear and Panic Selling:** Retail investors, who bought at the peak, start to panic sell, driving prices lower.
 - **Opportunity to Prepare for Accumulation:** The decline phase sets the stage for the next accumulation phase. While prices are falling, it's important to prepare for future buys at lower prices.
- **DByrd Method Tip for Decline:**
 - Use the decline phase to **prepare for the next accumulation phase**. The DByrd Method suggests waiting for the market to bottom out and stabilize before making your next major investments.
 - **Tip:** Focus on cash flow and stay patient. The accumulation phase will eventually arrive, and that's when you'll have the opportunity to pick up undervalued assets again.

Conclusion

Understanding the four phases of a market cycle—**Accumulation, Expansion, Distribution, and Decline**—is essential for making informed investment decisions in the cryptocurrency market. Each phase presents distinct opportunities and risks, and by recognizing which phase the market is in, you can strategically buy and sell to maximize profits.

The **DByrd Method** adds an additional layer of insight by emphasizing the importance of timing. Whether you're accumulating assets during the bear market or taking profits at the peak, the DByrd Method helps you make smarter, more calculated moves.

By following the natural flow of the market and using the DByrd Method to guide your actions, you can position yourself to benefit from the cyclical nature of the cryptocurrency market, avoiding common pitfalls like FOMO and panic selling.



How to Identify Market Tops & Bottoms

Identifying the Signs of a Market Top and Bottom

In the volatile world of cryptocurrency, one of the biggest challenges investors face is identifying the right time to enter and exit the market. Knowing when the market is near its peak (top) or bottom can make all the difference between making a profit and suffering a loss.

By understanding key indicators and market psychology, you can spot the signs of a market top and bottom, helping you avoid making emotional decisions and allowing you to time your investments more effectively.

In this guide, we'll go over the signs of both a **market top** and a **market bottom**, along with tips on how to confirm these phases using tools like the **DByrd Method**.

Signs of a Market Top

The **market top** is often characterized by excessive optimism, greed, and widespread media coverage. At this point, prices are at their highest, and most retail investors are chasing gains. However, this is also when the market is most vulnerable to a downturn, as prices become unsustainable and reach bubble-like levels. Here are the key signs to watch for:

1. **Extreme Greed and Media Hype**

- **Sentiment Indicator:** When investors are driven by greed rather than fundamentals, the market is nearing its top. During this phase, there's a rush to buy in, and fear of missing out (FOMO) becomes a dominant force.
- **Media Coverage:** News outlets, social media platforms, and mainstream media outlets begin to cover cryptocurrency in a sensational way. Stories of million-dollar gains and celebrity endorsements dominate the headlines.

2. **Celebrities and Influencers Promoting Crypto Heavily**

- **Celebrity Endorsements:** When celebrities, influencers, and public figures heavily promote cryptocurrency, especially without providing substantial value or education, it's often a sign that the market is nearing its peak. These figures often capitalize on the hype, drawing in retail investors who are looking to profit quickly.
- **Pump and Dump Schemes:** Altcoins with little to no fundamental value may suddenly see sharp price increases, driven by influencer promotions.

3. **Altcoins Pumping 1000%+ in Days**

- **Excessive Volatility:** When altcoins experience **extreme price movements**—such as a **1000%+ increase in a few days**—it is a clear sign of irrational exuberance. At the top of a market cycle, investors are desperate to get in, often without conducting proper research or due diligence.
- **DByrd Method Tip for Market Top:**
 - The **DByrd Method** recommends using on-chain indicators like the **Pi Cycle Top Indicator** and **MVRV Ratio** to confirm market tops. These tools analyze historical trends and provide signals when the market may be approaching overbought territory.
 - **Pi Cycle Top Indicator:** This indicator uses two moving averages of Bitcoin's price to predict potential market tops. When these two averages converge, it often signals that Bitcoin is in an overbought state, indicating a potential market peak.

- **MVRV Ratio:** The Market Value to Realized Value (MVRV) ratio helps assess whether an asset is overvalued or undervalued. When the MVRV ratio is extremely high, it suggests that the market is in euphoria and nearing a top.
-

Signs of a Market Bottom

The **market bottom** represents the lowest point in a market cycle, often marked by extreme fear and pessimism. During this phase, prices are significantly lower, and many retail investors have exited the market, leaving behind a small group of savvy investors who are accumulating assets at discounted prices. Recognizing the signs of a market bottom is key to entering before the next bull run.

1. Extreme Fear and Negative Media Coverage

- **Sentiment Indicator:** When the market experiences extreme fear, negative media coverage, and headlines filled with pessimism, it's often an indicator that the market has bottomed out. During this phase, most retail investors are scared and selling off their holdings, fearing further losses.
- **Media Influence:** While the media has a tendency to promote optimism at the top, during a market bottom, there is often an overemphasis on negative news, leading to the feeling that the market will never recover.

2. Low Trading Volume and Lack of Retail Interest

- **Market Activity:** Trading volume tends to be significantly lower during a market bottom. Retail investors are disinterested, while only a few institutional players or long-term investors continue to make trades. This lack of participation from the general public can create opportunities for those willing to accumulate at discounted prices.
- **Lack of Attention:** There is minimal media coverage or hype about cryptocurrencies, as most investors are focused on other assets or have completely abandoned the market.

3. Bitcoin RSI Below 30 (Oversold Conditions)

- **Relative Strength Index (RSI):** The **RSI** is a momentum oscillator that measures the speed and change of price movements. When the RSI drops below 30, it indicates that an asset is oversold and could be due for a price reversal. An RSI below 30 is often an indicator of **market bottom conditions**, signaling that the market may be nearing a recovery.

- **DByrd Method Tip for Market Bottom:**

- To confirm the market bottom, the **DByrd Method** suggests using on-chain indicators like **Bitcoin's Pi Cycle Bottom Indicator** and monitoring the **RSI**. These tools help to confirm that the market is oversold and that prices are likely to reverse in the coming months.
 - **Pi Cycle Bottom Indicator:** Just as the Pi Cycle Top Indicator predicts tops, the Pi Cycle Bottom Indicator can help signal when a bottom is nearing by comparing moving averages of Bitcoin's price over time.
 - **RSI Analysis:** When Bitcoin's RSI is consistently below 30, it may signal that the market is oversold. This could be a good opportunity to accumulate assets before the market shifts to the next bull cycle.
-

Conclusion

Identifying the signs of a market top and bottom is crucial for anyone investing in cryptocurrency. By recognizing the **extreme greed** at the top and the **extreme fear** at the bottom, you can make more informed decisions about when to enter and exit the market. Using **on-chain indicators** and technical analysis tools, like the **Pi Cycle Indicator** and **RSI**, can provide further confirmation, reducing the guesswork and emotional decision-making that often leads to poor investment choices.

With the **DByrd Method**, you can develop a more structured approach to timing your entries and exits, ensuring that you're well-positioned to take advantage of the natural market cycles that occur in crypto.

By understanding and applying these strategies, you can avoid getting caught up in the FOMO or panic selling that often characterizes crypto markets, positioning yourself to maximize profits and minimize losses.

The Role of Bitcoin Halvings in Cycles

Understanding Bitcoin Halving and Its Impact on Market Cycles

Bitcoin halving is one of the most crucial events in the cryptocurrency market, directly affecting Bitcoin's supply and often resulting in significant price movements. In this guide, we'll break down the concept of Bitcoin halving, review the price reactions from previous halvings, and explore how to use this information to time your investments effectively.

What is Bitcoin Halving?

A **Bitcoin halving** occurs approximately every four years, or every 210,000 blocks mined, reducing the reward miners receive for validating transactions on the Bitcoin network by 50%. This mechanism is built into the Bitcoin protocol to ensure the total supply of Bitcoin remains capped at **21 million** coins, preventing inflation.

Bitcoin halvings create a **supply shock**, reducing the rate at which new Bitcoins are introduced to the market. As the supply of new Bitcoin decreases, demand typically increases, leading to upward pressure on the price. Historically, Bitcoin halvings have been followed by **bull markets**, where the price sees significant gains over the following months and years.

Here's a breakdown of the mechanics:

- **Mining Rewards Before Halving:** Miners receive a fixed reward for adding a new block to the blockchain. In the early days of Bitcoin, this reward was 50 BTC. The most recent halving in 2020 reduced the reward to 6.25 BTC, and the next halving will further reduce it to 3.125 BTC.
 - **Supply Shock:** With fewer coins entering circulation, the available supply of Bitcoin becomes more limited, creating a potential scarcity effect.
 - **Historical Price Reactions:** The reduction in rewards generally leads to increased demand as investors anticipate the impact of the halving on price.
-

Past Bitcoin Halvings & Price Reactions

Historically, Bitcoin halvings have been followed by significant price rallies as market participants anticipate the reduced supply of new coins. Let's look at the effects of past halvings:

1. 2012 Halving → 2013 Bull Run

- **Price Before Halving:** Bitcoin's price was around **\$12** in 2012.
- **Price After Halving:** Following the halving, Bitcoin surged to nearly **\$1,100** by the end of 2013.
- **Price Change:** A **~9,000%** increase, driven by increased demand and awareness as Bitcoin's scarcity became more apparent.

2. 2016 Halving → 2017 Bull Run

- **Price Before Halving:** Bitcoin was priced around **\$650** in mid-2016.
- **Price After Halving:** By the end of 2017, Bitcoin reached an all-time high of nearly **\$20,000**.
- **Price Change:** A **~3,000%** increase, fueled by the growing institutional interest and retail investor FOMO (fear of missing out).

3. 2020 Halving → 2021 Bull Run

- **Price Before Halving:** Bitcoin's price was about **\$8,500** in early 2020.
- **Price After Halving:** By April 2021, Bitcoin hit an all-time high of **\$69,000**.
- **Price Change:** A **~700%** increase, driven by factors like growing institutional adoption and a macroeconomic environment favorable for digital assets.

4. 2024 Halving → Next Bull Run Expected in 2025-2026

- **Price Before Halving:** Bitcoin's price in early 2024 is projected to be around **\$30,000-\$50,000** (subject to market fluctuations).

- **Expected Price After Halving:** If history repeats itself, Bitcoin could experience another significant rally, possibly reaching new all-time highs in the **2025-2026** timeframe.
-

Why Halvings Lead to Bull Runs

The basic premise behind Bitcoin halvings and their subsequent bull runs can be attributed to basic economic principles: **supply and demand**.

- **Supply Shock:** Each halving reduces the number of new Bitcoins being introduced into circulation. As Bitcoin's inflation rate drops, the supply of new coins diminishes, making it harder for new investors to acquire coins at the same price point.
- **Increased Demand:** The reduction in supply often triggers a sense of urgency and scarcity, encouraging more investors to purchase Bitcoin before its price increases further. This leads to heightened demand.
- **Market Sentiment:** As Bitcoin's price increases post-halving, more investors jump into the market, often influenced by media coverage, hype, and the fear of missing out (FOMO).

Moreover, halvings often coincide with **greater awareness and adoption** of Bitcoin, as well as the broader cryptocurrency market. Institutional investors, such as hedge funds and family offices, may also begin to view Bitcoin as a legitimate asset class, further driving up demand.

DByrd Method Tip: Accumulating Before Halvings

The **DByrd Method** suggests that accumulating Bitcoin **before halvings** has historically been one of the best strategies for maximizing returns. Here's why:

- **Buying Before the Event:** Historically, the months leading up to a Bitcoin halving have seen significant accumulation, as savvy investors begin to position themselves in anticipation of the supply shock. By purchasing before the halving, you can take advantage of the early stages of the bull run.
- **Anticipate the Post-Halving Surge:** Post-halving bull runs tend to follow a predictable pattern: a period of consolidation and slow upward movement, followed by rapid price appreciation as more investors enter the market.

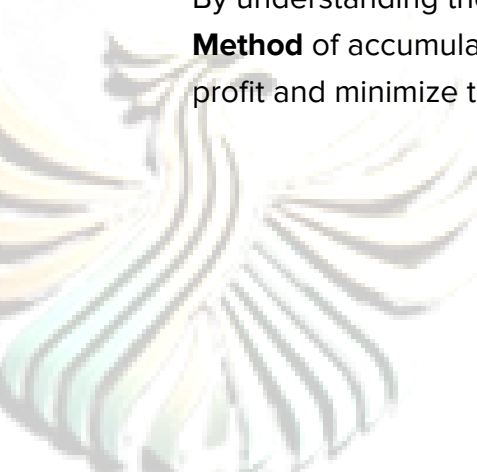
- **Long-Term Holding:** The DByrd Method also emphasizes **holding Bitcoin for the long term**. Given Bitcoin's scarcity and deflationary nature, it tends to increase in value over time, especially after each halving.

By accumulating Bitcoin well before a halving, you can avoid the risk of buying at the peak of the bull run and position yourself for long-term gains as the price rises.

Conclusion

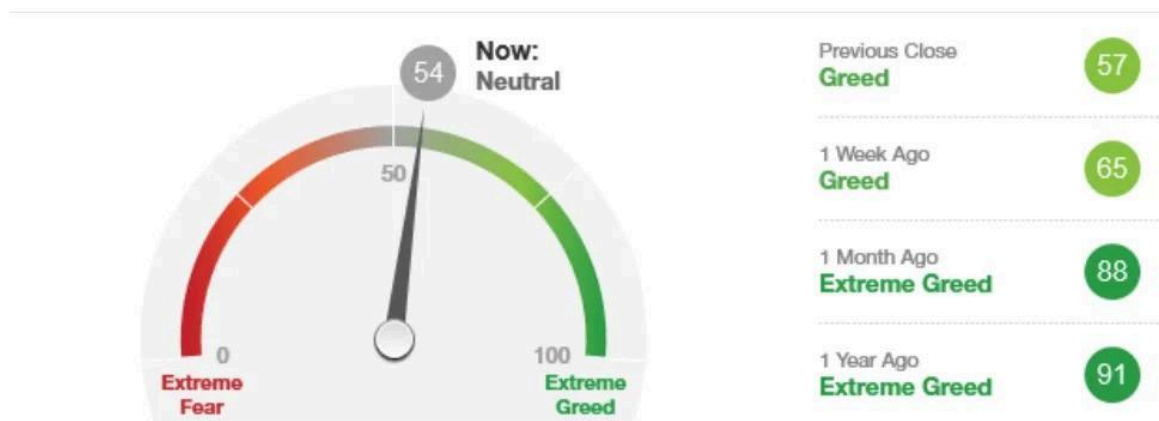
Bitcoin halvings are a powerful event in the cryptocurrency market, creating a predictable cycle of reduced supply and increasing demand. Past halvings have historically led to **bull markets**, with Bitcoin's price seeing substantial increases in the months and years following each event.

By understanding the mechanics behind Bitcoin halvings and following the **DByrd Method** of accumulating before these events, you can position yourself for maximum profit and minimize the risk of entering the market at the wrong time.



Fear & Greed Index

What emotion is driving the market now?



Market Psychology & Investor Sentiment

How Emotions Drive the Cryptocurrency Market

The cryptocurrency market is infamous for its volatility, with price swings often fueled by emotions rather than fundamentals. Understanding how emotions—fear and greed—impact market behavior can be the difference between successful and unsuccessful investing. In this guide, we'll explore the role of **emotions** in driving crypto market cycles, how to use the **Fear & Greed Index** to gauge investor sentiment, and the influence of **media hype** and **FOMO** (fear of missing out) on price movements.

The Fear & Greed Index: Measuring Investor Sentiment

The **Fear & Greed Index** is a tool that gauges investor sentiment in the cryptocurrency market. It helps investors understand whether the market is in a state of **extreme fear** or **extreme greed**, which often signals the potential for a market reversal. The index measures various factors, including:

- **Volatility:** The extent of price fluctuations in recent days.
- **Market Momentum:** The rate at which prices are rising or falling.
- **Social Media Activity:** The volume of discussions surrounding cryptocurrencies.
- **Surveys and Sentiment Analysis:** Polls and metrics that reflect the mood of investors.

The index is typically divided into a range from **0 to 100**, where:

- **0-24:** Extreme fear (often a sign that prices are undervalued or at a bottom).
- **25-49:** Fear (prices may continue to decline, but caution is advised).
- **50-74:** Greed (prices are likely to rise, but caution is still needed).

- **75-100:** Extreme greed (prices may be overvalued and a market correction could be coming).

Using the Fear & Greed Index, investors can make more informed decisions and avoid acting on emotional impulses. **Extreme fear** might present a buying opportunity, while **extreme greed** could signal a potential market peak, prompting an exit.

Media Influence: Crypto Hype vs. Negative News Cycles

The media plays a crucial role in shaping investor sentiment, especially in the volatile world of cryptocurrency. Media outlets, influencers, and social media platforms are often responsible for driving the hype and fear that influence market cycles.

Crypto Hype and Positive News Cycles

- **Bull Markets:** Positive media coverage, such as institutional adoption or bullish market predictions, can fuel **FOMO** (fear of missing out). This leads to more retail investors rushing into the market, driving prices even higher.
- **Celebrity Endorsements:** When well-known figures promote a cryptocurrency, it can quickly attract new investors who may not fully understand the risks involved. For example, during the **2021 bull run**, celebrity endorsements like those from Elon Musk and companies like Tesla played a significant role in driving up the price of Bitcoin and other cryptocurrencies.

Negative News Cycles and Fear

- **Bear Markets:** During periods of market decline, negative media coverage—such as regulatory crackdowns, security breaches, or major hacks—can exacerbate investor fear and lead to panic selling. This creates a cycle of declining prices and increased uncertainty, which may drive investors to make rash decisions.
- **Influencers and Social Media Impact:** Negative news from influential figures or social media can trigger widespread panic. A single tweet or report can send the market into a downward spiral, even if the news is speculative or misinterpreted.

It's important for investors to differentiate between **media-driven hype** and genuine market trends. Relying too much on sensational headlines can cause investors to make decisions based on emotions rather than logic.

FOMO & Panic Selling: The Biggest Mistakes New Investors Make

FOMO (Fear of Missing Out) and **panic selling** are two of the most common emotional responses that new cryptocurrency investors face. Both can lead to poor investment decisions and significant losses. Let's take a look at how these emotions impact decision-making:

FOMO – Fear of Missing Out

FOMO is one of the most dangerous emotions in the cryptocurrency market. It occurs when investors see prices rising and feel the urge to jump in, fearing they'll miss out on potential profits.

- **The Psychology Behind FOMO:** During a bull market or after a major price surge, new investors may be influenced by **social proof**—the tendency to follow the crowd. When everyone around them seems to be making money, they may decide to buy in without doing proper research.
- **The Impact of FOMO:** This often results in buying **at the top** of a price rally, just before a market correction. Investors who act on FOMO may experience **buying high** and **selling low**, which is the opposite of a successful investment strategy.

Panic Selling

Panic selling is the opposite of FOMO and typically occurs during periods of market decline or after significant price drops. Investors who panic sell are often influenced by **fear**—the fear of losing money and the urge to exit a position before losses worsen.

- **The Psychology Behind Panic Selling:** Panic selling happens when investors **emotionally react** to sharp price declines, fearing the loss will continue indefinitely. During bear markets or corrections, this can create a self-fulfilling prophecy, as more and more people sell, driving prices lower.
- **The Impact of Panic Selling:** Selling in a panic can lock in **losses** that could have been avoided if the investor had **held through the volatility**. Many long-term investors find that staying calm and holding through market fluctuations allows them to benefit from future recoveries.

How to Avoid Emotional Pitfalls

To avoid making emotional decisions, investors should:

1. **Create a Plan and Stick to It:** Set clear entry and exit strategies before making an investment. Determine your risk tolerance and establish price points where you will buy and sell, avoiding emotional reactions.
2. **Use Technical and Fundamental Analysis:** Rely on solid data and market analysis rather than social media or media hype. Understanding the underlying value of a cryptocurrency and its potential can help guide decisions during market fluctuations.
3. **Avoid Overexposure:** Don't put all your capital into one asset. Diversification reduces the risk of emotional decision-making based on the performance of a single investment.
4. **Keep a Long-Term Perspective:** Remember that the crypto market's volatility is normal, and short-term fluctuations are not always an indicator of long-term trends. If you believe in the potential of the market, stay focused on long-term goals rather than short-term emotional responses.

Conclusion

Emotions are powerful drivers in the cryptocurrency market, with **fear** and **greed** often leading investors to make decisions based on impulse rather than strategy.

Understanding the impact of the **Fear & Greed Index**, being mindful of **media influence**, and recognizing emotional pitfalls like **FOMO** and **panic selling** can help investors make more informed, rational decisions. By sticking to a well-thought-out strategy and resisting emotional urges, you can avoid the biggest mistakes and increase your chances of success in the volatile world of crypto.

Strategies for Each Cycle Phase

Mastering the Crypto Market Cycle: The DByrd Method

Cryptocurrency markets are cyclical, with prices fluctuating between periods of growth and decline. Understanding these cycles allows investors to make more informed decisions, buy at the right time, and sell at the right time. In this guide, we'll

explore the four main phases of the crypto market cycle and how to optimize your strategy using the **DByrd Method**.

The Four Phases of the Crypto Market Cycle

The crypto market moves in predictable phases, each characterized by unique investor behavior and price action. Understanding these phases can help you determine when to buy, hold, or sell your investments.

1. Accumulation Phase: Buy Strong Projects at Low Prices

The **Accumulation Phase** occurs after a bear market or significant price decline. During this phase, prices are low, and there is a general lack of interest from retail investors. This is the time when the **smart money** (institutional investors, experienced traders) enters the market and begins accumulating assets.

- **Key Features:**
 - Prices are near the **bottom** or at oversold levels.
 - Retail investors are disinterested, often due to negative media coverage or market pessimism.
 - This is when you can buy **undervalued assets** before the market starts its recovery.
 - **DByrd Method Tip:** Use this phase to accumulate strong projects with solid fundamentals at discounted prices. It's often tempting to sell during a prolonged bear market, but patience during the accumulation phase pays off in the long run.
-

2. Expansion Phase: Start Taking Small Profits


The **Expansion Phase** begins when prices start to rise, signaling the start of a bull market. This phase is marked by a slow but steady increase in the market's overall value, with Bitcoin and leading altcoins starting to recover. Media outlets begin reporting on crypto again, and retail investors begin to take notice.

- **Key Features:**
 - The market is beginning to build momentum.
 - **Bitcoin and altcoins** begin to rise in value.

- Investors start showing renewed interest, and the market sentiment shifts from fear to greed.
 - This is an ideal time to **position yourself in strong altcoins** that are gaining traction.
 - **DByrd Method Tip:** As prices rise, start taking **small profits** to secure gains. While the market may still have a long way to go, locking in some profits at this stage helps mitigate risks when the market inevitably cools down.
-

3. Distribution Phase: Take Major Profits Before the Peak

The **Distribution Phase** is the stage before the market reaches its peak. It is characterized by euphoria, with many retail investors flooding into the market in search of profits. This is often the most dangerous phase for inexperienced investors, as emotions like **FOMO** (Fear of Missing Out) drive irrational buying.

- 
- **Key Features:**
 - Prices are near the **market top**, driven by extreme **greed** and media hype.
 - **Celebrities** and **crypto influencers** promote new coins, and altcoins often experience massive price pumps.
 - The market is filled with **speculation** and **short-term traders**.
 - **Smart money** (institutional investors and experienced traders) starts to take profits and exit the market before the bubble bursts.
 - **DByrd Method Tip: Exit before the peak.** The market often shows signs of topping out—such as extreme **greed**, **media hype**, and rapid **altcoin pumps**. Don't wait for the “last pump.” By exiting during the distribution phase, you can maximize profits and avoid getting caught in the inevitable decline.
-

4. Decline Phase: Hold Stablecoins and Prepare for the Next Cycle

The **Decline Phase** is the aftermath of the market peak, where prices begin to crash as the market corrects itself. Panic selling takes over, and fear spreads throughout the market. This is the phase where investors are most likely to make emotional decisions and panic sell, locking in losses.

- **Key Features:**
 - Prices begin to **fall rapidly**.

- **Fear and panic selling** dominate the market as investors rush to exit their positions.
 - The decline phase marks the end of the bull market and the start of a bear market.
 - During this phase, liquidity is drained, and many weak hands are shaken out of the market.
 - **DByrd Method Tip:** During the decline phase, **hold stablecoins** or cash to preserve your capital for the next accumulation phase. Don't panic-sell your assets. While prices are falling, it's best to stay calm and prepare for the next market cycle. The next accumulation phase will present new opportunities for growth.
-

How the DByrd Method Optimizes Your Crypto Strategy

The **DByrd Method** focuses on timing investments based on the **crypto market cycle**. By understanding each phase, you can:

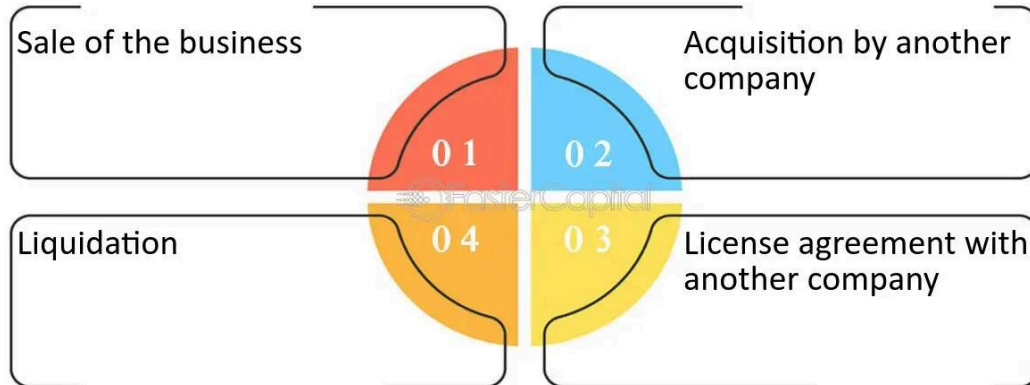
- **Accumulate** strong projects during the bear market (Accumulation Phase) when prices are low.
- **Take profits** gradually as prices rise during the Expansion Phase to ensure you secure gains.
- **Exit** before the market peaks during the Distribution Phase to avoid falling into the trap of FOMO.
- **Hold stablecoins** and prepare for the next market cycle during the Decline Phase, allowing you to be well-positioned for the next opportunity.

By following the DByrd Method, you can take advantage of the **predictable nature** of market cycles, reduce emotional decision-making, and increase your chances of success in the volatile world of cryptocurrency.

Conclusion: Timing Matters

The key to profitable crypto investing is **timing**. Understanding the phases of the market cycle—**accumulation**, **expansion**, **distribution**, and **decline**—and using the **DByrd Method** can help you make informed decisions, maximize profits, and avoid costly mistakes. Remember, it's not about predicting the market perfectly, but about making strategic moves in line with the market's natural rhythms.

Exit strategyTypes of Exit Strategies



Risk Management & Exit Strategies

Maximizing Profits in Crypto with the DByrd Method: Strategic Selling and Risk Management

In the fast-paced world of cryptocurrency, knowing when and how to sell is just as important as knowing when to buy. By understanding the **market cycle** and leveraging a strategic selling plan, you can **maximize profits** and **minimize risk**. In this guide, we'll explore smart strategies for selling your crypto assets and ensuring that your profits are locked in, using the **DByrd Method** to help time your exits effectively.

The Importance of Strategic Selling

When the market is in a **bull run**, emotions like **greed** and **FOMO** (Fear of Missing Out) can cloud judgment. Many investors make the mistake of selling too late—after the

market has already peaked—or selling too early and missing out on additional gains. The key to successful crypto investing is to have a well-thought-out selling strategy, so you're not caught in the hype.

The **DBYrd Method** provides a structured approach to selling, breaking down the process into manageable steps that help mitigate risks while ensuring you capture maximum profits.

1. Sell in Tiers: Don't Sell Everything at Once

The first rule of strategic selling is to **sell in tiers**. Selling everything at once exposes you to the risk of **missing out** on additional gains if the market continues to rise. Conversely, selling all at the peak can leave you with nothing if prices fall after you've sold.

- **Key Strategy:**
 - Break up your holdings into **multiple portions** and sell gradually as prices rise.
 - Sell **in stages** at different price points rather than all at once. This allows you to capture profits at various levels and protects you from market volatility.
 - **Example:**
 - Sell **20%** at a **10% gain**, **20%** at a **20% gain**, and so on, adjusting based on market movements. This way, you lock in profits at various stages while still holding some exposure in case prices rise further.
 - **DBYrd Method Tip:** Avoid the temptation to sell everything at once. Take profits **incrementally** at different price points to protect yourself from market swings while securing steady gains.
-

2. Use Multiple Tier 1 Exchanges: Avoid Account Freezes

When the market is in full swing, **tier 1 exchanges** can experience high volumes of transactions, causing **system delays**, **account freezes**, or **transaction errors**. This can prevent you from selling when you need to. To reduce this risk, it's important to use multiple reputable exchanges.

- **Key Strategy:**
 - Spread your assets across **multiple top-tier exchanges** to reduce the chance of delays or freezes during high-volume times.
 - Use exchanges like **Binance**, **Coinbase**, and **Kraken** to ensure you have backup options if one platform experiences issues.
- **DBYrd Method Tip:** During periods of **high market activity**, have assets on at least **two or three exchanges** to ensure that you can access your funds when you need them the most.

3. Convert to Stablecoins (USDT, USDC): Lock in Profits

Once you've sold some of your crypto assets, the next step is to convert your profits into **stablecoins**. Stablecoins like **USDT (Tether)** and **USDC (USD Coin)** are pegged to the value of the US dollar and provide a safer, more predictable way to hold your profits while awaiting the next buying opportunity.

- **Key Strategy:**
 - Once you've locked in profits through tiered selling, **convert your gains into stablecoins**. This helps you avoid exposure to market volatility and protects your wealth during bear markets or corrections.
 - **USDT** and **USDC** are commonly used for this purpose because of their high liquidity and stability.
- **DByrd Method Tip:** After taking profits, **convert your holdings into stablecoins** to lock in the value of your profits while you wait for the next cycle or accumulation phase to begin. This will help you protect your capital from unexpected market downturns.

4. DByrd Method Tip: Don't Wait for the Media Hype

One of the biggest mistakes that new investors make is **waiting for the media to hype crypto** before making a move. By the time the news is full of stories about skyrocketing prices and market euphoria, it's often too late to enter or sell.

- **Key Strategy:**
 - **Act early** before the mainstream media catches on. Media hype can push prices to unsustainable levels, often causing a sharp crash once the hype fades.
 - **DByrd Method Tip:** Focus on market indicators, technical analysis, and **on-chain data** rather than relying solely on media reports to time your entries and exits.
- **Example:**
 - If you're waiting for media stories about a new cryptocurrency project to surge in popularity, it's already too late. **Buy early**, when the market sentiment is less enthusiastic, and **sell strategically** before the media and retail FOMO take over.

5. Managing Risk Through Strategic Selling

While crypto investing offers the potential for huge returns, it also carries significant risk. The best way to manage this risk is by having a **clear selling strategy** that incorporates multiple risk-mitigation tactics:

- **Sell Gradually:** Always sell in **tiers** to reduce exposure to volatile market movements.
- **Diversify Your Exits:** Use multiple **tier 1 exchanges** to prevent freezes and technical issues.
- **Protect Your Profits:** Convert some of your gains into **stablecoins** to protect your wealth and avoid market fluctuations.
- **Avoid Emotional Decisions:** Don't wait for the media to dictate your actions. Be proactive, and make decisions based on data and analysis, not hype.

By following these strategies, you can better navigate the **ups and downs of the market** and ensure that you're capturing profits at the right time without risking unnecessary losses.

Conclusion: Timing Your Exit with the DByrd Method

The key to successful crypto investing is **timing**. The **DByrd Method** provides a systematic approach to **selling in tiers, using multiple exchanges, and converting to stablecoins** to lock in profits. By following these guidelines, you can maximize your returns and minimize the impact of market volatility. Remember, in crypto investing, it's not about **how much you make**, but **how much you keep**. Make your decisions wisely, and always stay ahead of the market's movements.

Final Thoughts & Next Steps

In the world of cryptocurrency, success is not just about buying low and selling high—it's about having the right strategy and the discipline to execute it. The **DByrd Method** provides a proven framework to navigate market cycles, sell strategically, and protect your profits. By understanding how to time your entries and exits, and using tools like **tiered selling, multiple exchanges, and stablecoins**, you can maximize your returns and reduce the risk of emotional decision-making.

Key Takeaways:

- **Sell Gradually in Tiers:** Never sell all at once. Break your holdings into portions to secure profits at multiple levels.
 - **Diversify Your Platforms:** Spread your assets across multiple tier 1 exchanges to avoid system delays or freezes during market peaks.
 - **Convert to Stablecoins:** After taking profits, move some of your gains into stablecoins to protect them from market volatility.
 - **Avoid Media Hype:** Don't wait for media attention. Make decisions based on data, not hype.
-

Next Steps:

1. **Develop Your Selling Strategy:** Based on your portfolio and market research, create a tiered selling plan for each of your crypto assets. Set price targets for each tier and stick to your plan.
 2. **Monitor Market Indicators:** Keep track of market trends, on-chain data, and major events that can affect crypto prices. This will help you time your exits effectively.
 3. **Prepare for the Next Cycle:** Even when selling profits, start planning for the next buying opportunity. Use stablecoins to stay liquid and ready to capitalize on the next accumulation phase.
- 